

# LUMUX

## STEP LIGHTS

### SLS650

The Lumux SLS series is a family of precision engineered, surface-mounted LED architectural step lights that are designed for durability and performance. Constructed from the highest quality materials and components, this step light is offered in a wide array of form factors and grill options to fit any specification. A diecast aluminum body is seamlessly integrated with its faceplate with captive, vandal resistant stainless-steel screws. This step light features a frosty glass diffuser, reducing glare, and is energy efficient for long-lasting indoor and outdoor applications. The SLS60 is a versatile fixture that offers two installation options – surface mounted or recessed with a concrete pour box – enabling greater flexibility and functionality.

**Housing:** Heavy-duty construction of corrosion resistant, low-copper die cast aluminum. Faceplate secured with vandal resistant, stainless-steel screws.

**Lens:** 1/8" thick shatter proof frosty glass diffuser

**Mounting:** Surface mounted or recessed wall with a concrete pour box

**Installation:** Brackets are provided for surface mounted installations / For recessed installations, galvanized steel concrete pour box is provided with the following dimensions: 9 3/4" x 3 5/8" x 4 1/2" (L x W x H)

**Finish:** Zinc polyester powder coat finish in black, white, silver, bronze, or any custom RAL color. Consult factory for marine grade or anti-microbial finish.

**Driver:** Constant current and universal input voltage 120/277V, starting temperature rated at -20°F.

**Gasket:** Closed cell silicon foam gasket that seals out moisture, dust, and insects for weather tight operation.

**Protection Class:** IP65, ETL Listed for wet locations

**Wattage:** 10W

**Color Temperature:** 2700K / 3000K / 3500K / 4000K

Delivered Lumens:	2700K	3000K	3500K	4000K
	580Lm	630Lm	665Lm	700Lm

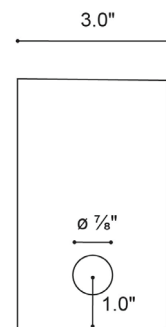

**CRI:** 90

**Warranty:** 5 year limited warranty

DATE:	
PROJECT:	
FIRM:	
CATALOG NO.:	
COMMENTS:	



#### Dimensions:



Content of specification sheet subject to change

# LUMUX

## STEP LIGHTS

SLS650

DATE:

PROJECT:

FIRM:

CATALOG NO.:

COMMENTS:

### Ordering Guide:

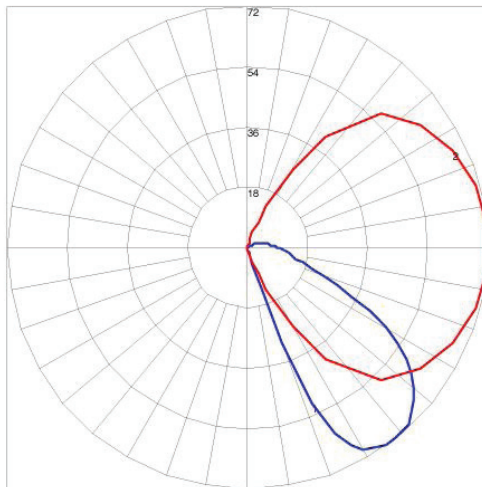
Catalog No.	LED Color	Color Temp <sup>1</sup>	Voltage	Finish	Options <sup>2</sup>
SLS650	White	2700K	120/277	Black	<input type="checkbox"/> Surface Mounted <input type="checkbox"/> Recessed
	Amber	3000K		White	
		3500K		Silver	
		4000K		Bronze	
				Custom RAL <sup>2</sup>	

<sup>1</sup>Consult factory for additional options

<sup>2</sup>Consult factory for pricing

Catalog No.: \_\_\_\_\_

### Photometrics:



Maximum Candela = 72 Located At Horizontal Angle = 0, Vertical Angle = 37.5  
 # 1 - Vertical Plane Through Horizontal Angles (0 - 180) (Through Max. Cd.)  
 # 2 - Horizontal Cone Through Vertical Angle (37.5) (Through Max. Cd.)