

# LUMUX

## WALL SCONCE

WS-BL355

The Lumux Wall Sconce ("WS") series combines architectural design and quality with high performance, and features a range of vandal resistant, wall and ceiling mounted luminaires with a variety of grill and visor options. Designed for accent lighting of walls and facades, the Lumux WS series is constructed from the highest quality components and is built for optimal performance in any environment while offering elegant and attractive form factors. Efficient for long-lasting indoor and outdoor applications.

**Housing:** Heavy-duty construction of one-piece, corrosion resistant, low-copper (<1% copper) die-cast aluminum. Enclosed lens secured with vandal resistant, stainless-steel screws.

**Lens:** One piece 1/8" thick frosty glass diffuser.

**Mounting:** Surface mounted, wall or ceiling.

**Installation:** Mounting bracket provided that fits any standard 3.0" or 4.0" J-Box.

**Finish:** Zinc polyester powder coat finish in black, white, silver, bronze, or any custom RAL color. Consult factory for marine grade or anti-microbial finish.

**Driver:** Constant current and universal input voltage 120/277V, starting temperature rated at -20°F. Dimmable option available (0-10v).

**Gasket:** Closed cell silicon foam gasket that seals out moisture, dust, and insects for weather tight operation.

**Protection Class:** IP65, ETL Listed for wet locations.

**Wattage:** 14.6W


**Color Temperature:** 2700K / 3000K / 3500K / 4000K

Delivered Lumens:	2700K	3000K	3500K	4000K
	750 lm	750 lm	750 lm	800 lm

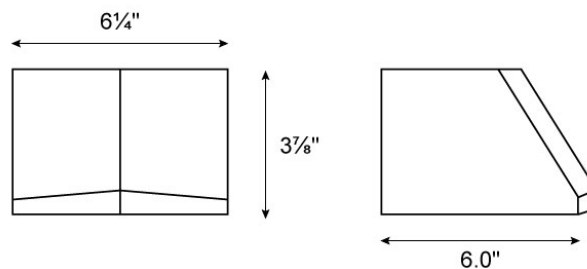
*Please consult factory for higher lumen packages*

**CRI:** 80

**Warranty:** 5 year limited warranty



### Dimensions:



# LUMUX

## WALL SCONCE WS-BL355

DATE:

PROJECT:

FIRM:

CATALOG NO.:

COMMENTS:

### Ordering Guide:

Catalog No.	LED Color	Color Temp <sup>1</sup>	Voltage	Finish	Options <sup>2</sup>
WS-BL355	White	2700K	120-277v	Black	<input type="checkbox"/> Dimmable driver (0-10v)
	Amber	3000K		White	
		3500K		Silver	
		4000K		Bronze	
				Custom RAL <sup>2</sup>	

<sup>1</sup>Consult factory for additional options

<sup>2</sup>Consult factory for additional pricing

Catalog No.: \_\_\_\_\_

### Performance Specifications

Flux 750 lm (27-35K) ... 800 lm (40K)	LER 51 - 55 lm/W
Power 14.6W	120-277v input voltage
Starting temp. rated to -20°F	
Dimmable driver (0-10v) option	
Lumen Maintenance*: L70 >36,000 hrs	

### Environmental Specifications

BUG rating B0-U0-G0	Dark Sky Compliant
CRI 80	Color temperature options
IP65	ETL listed for wet-locations
Effective Projected Area 0.2 ft <sup>2</sup>	Marine Grade option
5-year limited warranty	Made in the USA



\*Lumen Maintenance Report (Osram Duris S 5):  
Test Documentation No.: 130484W2

Content of specification sheet subject to change

**LUMUX LIGHTING**  
7803 Industry Ave, Pico Rivera, CA 90660  
sales@lumux.com | 562-801-5100

# LUMUX

## WALL SCONCE

WS-BL355

DATE:

PROJECT:

FIRM:

CATALOG NO.:

COMMENTS:

### Photometry

IESNA: LM-63-2002

TEST: 13799108.01 TEST LAB: UL Verification Svs.

LUMINAIRE: BL355 DATE: 2017-01-03

IES Classification: Type II Long. Class: Very Short

Luminaire Lumens 800 (4000K)

Luminaire Efficacy Rating (LER) 55

Total Luminaire Watts 14.58W

Upward Waste Light Ratio 0.00

Max. Candela 609.6

Max. Cd. < 90° Vertical 609.6

Max. Cd. (At 90 Deg. Vert.) 0 (0%)

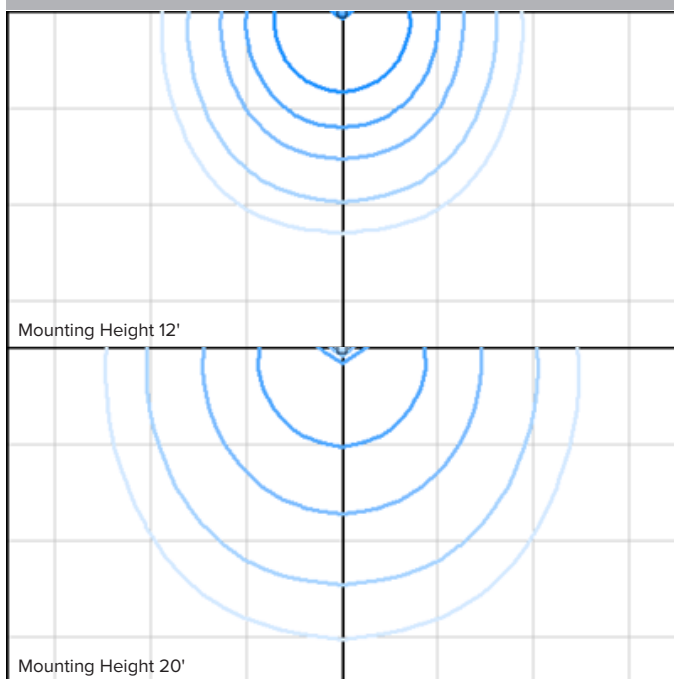
Max. Cd. (80 to <90 Deg. Vert.) 13.8 (1.7%)

Cutoff Classification NA

BUG Rating B0-U0-G0

Technical aspects may change without notice.

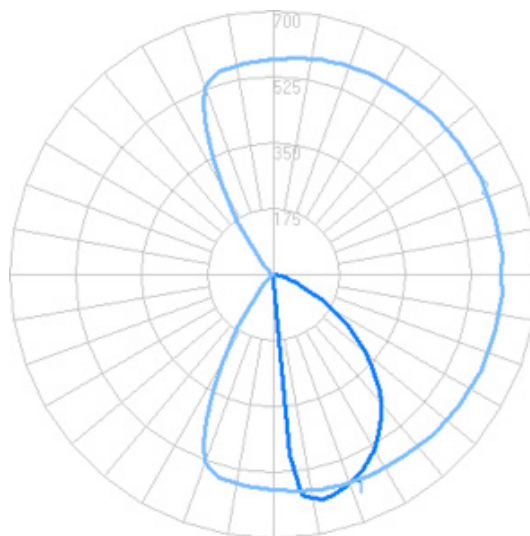
### Iso-illuminance - ground plane



Foot-candles: 0.1, 0.2, 0.5, 1, 2 | Grid spacing 10'

Sample isoilluminance plot. For actual values, use Lumux IES file with photometry software and correct surface reflectances.

### Candela

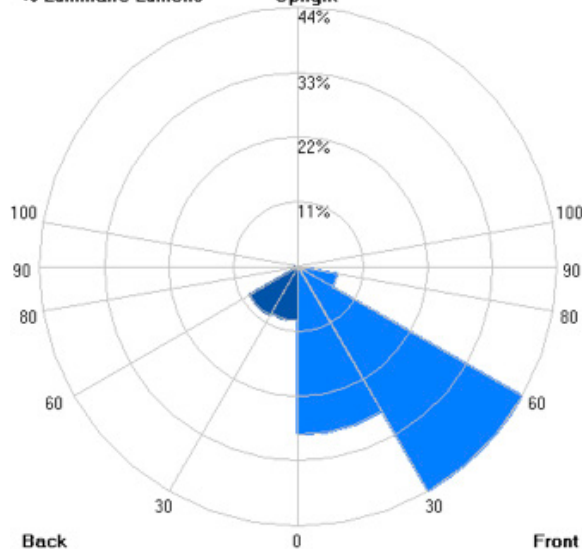


### Zonal Lumens

LCS	Zone	Lumens	%Lum.
FL	(0-30)	230.2	28.8
FM	(30-60)	355.9	44.5
FH	(60-80)	54.4	6.8
FVH	(80-90)	1.8	0.2
BL	(0-30)	73.8	9.2
BM	(30-60)	77.2	9.7
BH	(60-80)	6.4	0.8
BVH	(80-90)	0.2	0.0
UL	(90-100)	0.0	0.0
UH	(100-180)	0.0	0.0
Total		800	100

### % Luminaire Lumens

### Uplight



Content of specification sheet subject to change

LUMUX LIGHTING

7803 Industry Ave, Pico Rivera, CA 90660

sales@lumux.com | 562-801-5100