

# LUMUX

## UP DOWNS

### DL400

The Lumux DL400 is a precision engineered architectural LED wall mounted fixture offering direct and indirect light from a single form-factor with no visible hardware in a sleek, symmetrical design. The fixture is constructed with the highest quality of specification grade materials and component parts, while a shielded light source enhances visual comfort.



**Housing:** Heavy-duty construction of one-piece, corrosion resistant, low-copper (<1% copper) die-cast aluminum. Enclosed lens secured with vandal resistant, stainless-steel screws.

**Lens:** 1/8" thick shatter proof clear glass diffuser

**Mounting:** Wall mounted

**Installation:** Mounting footplate (refer to diagram)

**Finish:** Zinc polyester powder coat finish in black, white, silver, bronze, or any custom RAL color.

**Driver:** Constant current and universal input voltage 120/277V, starting temperature rated at -20°F.

**Gasket:** Closed cell silicon foam gasket that seals out moisture, dust, and insects for weather tight operation.

**Protection Class:** IP65, ETL Listed for wet locations

**Wattage:** 4W

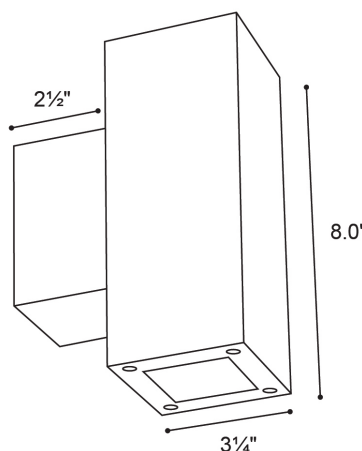
**Color Temperature:** 2700K / 3000K / 3500K / 4000K

Delivered Lumens:	2700K	3000K	3500K	4000K
	144Lm	160Lm	186Lm	213Lm

**CRI:** 90

**Warranty:** 5 year limited warranty

#### Dimensions:



# LUMUX

## UP DOWNS

### DL400

DATE:

PROJECT:

FIRM:

CATALOG NO.:

COMMENTS:

#### Ordering Guide:

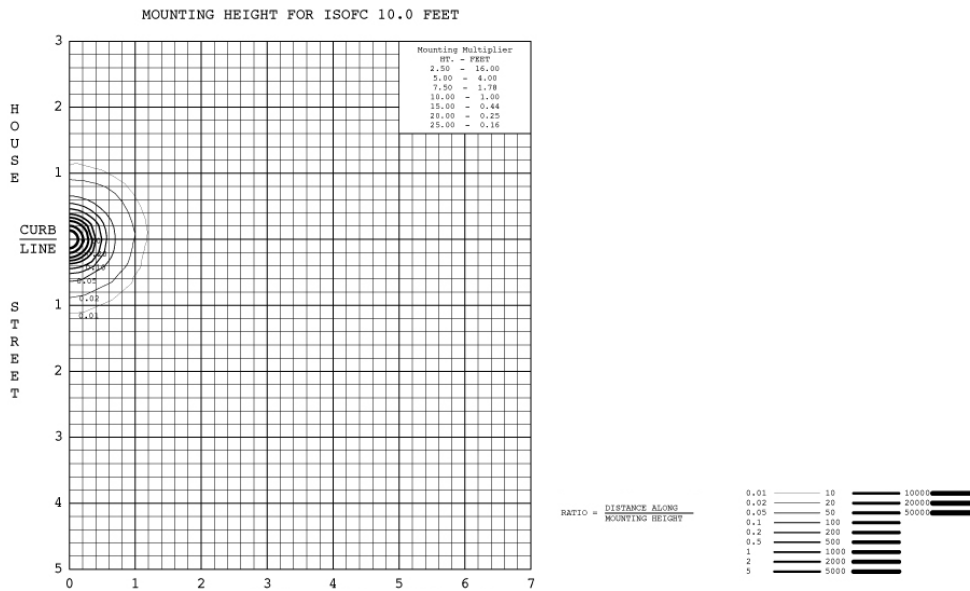
Catalog No.	LED Color	Color Temp <sup>1</sup>	Voltage	Finish
DL400	White	2700K	120/277	Black
		3000K		White
		3500K		Silver
		4000K		Bronze
				Custom RAL <sup>2</sup>

<sup>1</sup>Consult factory for additional options

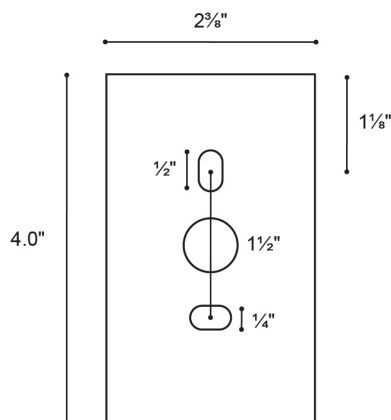
Consult factory for compact fluorescent options

Catalog No.: \_\_\_\_\_

#### Lighting Distribution Pattern:



#### Pendent Details:



Content of specification sheet subject to change