

LUMUX

UP DOWNS

DL200

The Lumux DL200 is a precision engineered architectural LED ceiling mounted cylinder offering direct and indirect light from a single cylinder in diecast aluminum with no visible hardware in a sleek, symmetrical design. Multiple installation configurations can be specified – ceiling mounted or pendant – making it a versatile product for a wide range of applications. The fixture is constructed with the highest quality of specification grade materials and component parts, while a shielded light source enhances visual comfort.

Housing: Heavy-duty construction of one-piece, corrosion resistant, low-copper (<1% copper) die-cast aluminum. Enclosed lens secured with vandal resistant, stainless-steel screws.

Lens: 1/8" thick shatter proof clear glass diffuser, anodized aluminum reflector

Mounting: Ceiling mounted or pendant. For pendant option, standard stem lengths of 24" or 48," custom lengths available upon request

Installation: Mounting footplate (refer to diagram)

Finish: Zinc polyester powder coat finish in black, white, silver, bronze, or any custom RAL color.

Driver: Constant current and universal input voltage 120/277V, starting temperature rated at -20°F. Dimmable option available (0-10v).

Gasket: Closed cell silicon foam gasket that seals out moisture, dust, and insects for weather tight operation.

Protection Class: IP65, ETL Listed for wet locations

Wattage: 28.6W

Color Temperature: 2700K / 3000K / 3500K / 4000K

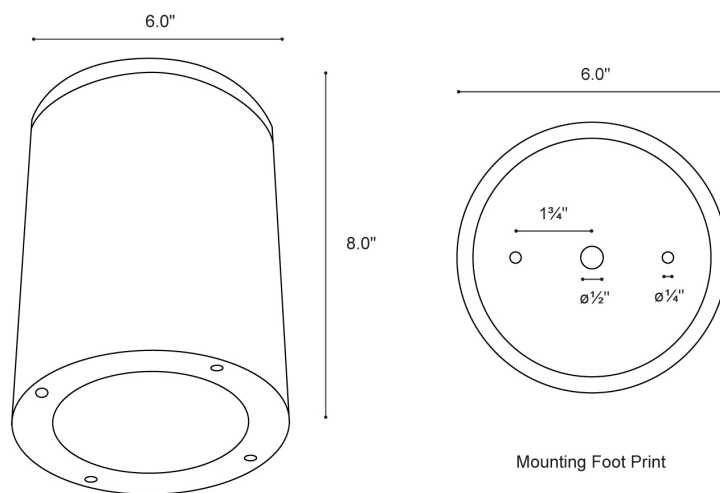
Delivered Lumens:	2700K	3000K	3500K	4000K
	1220Lm	1356Lm	1582Lm	1808Lm

CRI: 90

Warranty: 5 year limited warranty



Dimensions:



LUMUX

UP DOWNS

DL200

DATE:

PROJECT:

FIRM:

CATALOG NO.:

COMMENTS:

Ordering Guide:

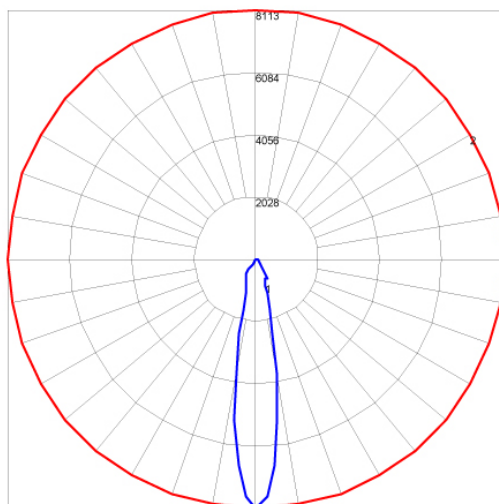
Catalog No.	LED Color	Color Temp ¹	Voltage	Finish	Options ²
DL200	White	2700K	120/277	Black	<input type="checkbox"/> Dimmable driver (0-10v) <input type="checkbox"/> Ceiling Mounted <input type="checkbox"/> Pendant 24" <input type="checkbox"/> Pendant 48" <input type="checkbox"/> Custom Length
	Blue	3000K		White	
	Amber	3500K		Silver	
		4000K		Bronze	
				Custom RAL ²	

¹Consult factory for additional options

²Consult factory for pricing

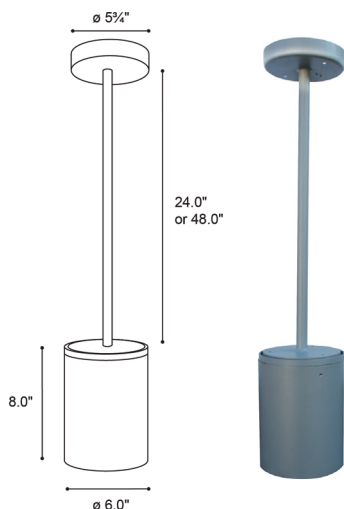
Catalog No.: _____

Lighting Distribution Pattern:



Maximum Candela = 8112.5 Located At Horizontal Angle = 0, Vertical Angle = 0
 # 1 - Vertical Plane Through Horizontal Angles (0 - 180) (Through Max. Cd.)
 # 2 - Horizontal Cone Through Vertical Angle (0) (Through Max. Cd.)

Pendent Details:



Content of specification sheet subject to change

LUMUX LIGHTING

7803 Industry Ave, Pico Rivera, CA 90660

sales@lumux.com | 562-801-5100